

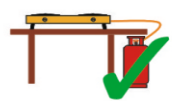



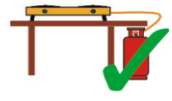







Safety Tips – Do's and Don'ts

| Safety Tips | Do's | Don'ts |
|---|---|---|
| Always keep the cylinder in vertical position with valve on top |  |  |
| Always install the cylinder at ground level. The LPG appliance should be at a higher level than the cylinder |  |  |
| Retain safety cap with nylon thread attached to cylinder. Fix the cap on the valve to stop leak, if any. Fix the safety cap on the valve, when cylinder is not in use |  |  |
| Ensure that there is adequate ventilation at floor level and at top level |  |  |
| Always use Suraksha tube and check it regularly for cracks. Change rubber tube at least once in 18 months |  |  |
| Do not keep cylinder exposed to sun, rain, dust and heat |  |  |